

FY2025 (April 2025 through March 2026) Clean Calendar for General Households Use

Do not put a non-household garbage into the local community garbage pit.

For inquiries about the waste collecting service,
please contact the Beautification Center. ☎325-2133

<https://www.city.himeji.lg.jp/>

Recycle Section

Please put out your waste at the correct location according to the rules.

Please sort your waste.

Himeji City **Free** Official LINE account

Add us as a friend to get easy access to information on waste collection days and disposal rules.

Easy-to-understand garbage separation enlightenment video access to「必分」(hitsuwake)

Resources When Classified! Garbage When Mixed! Only if you separate wastes adequately.

●Items the city collects (Domestic garbage) ※Please note that there will be no collection from January 1st to 3rd.

Burnable Garbage

Weekly: and

Kitchen garbage
(Please drain as much water as possible from kitchen garbage)
(Kitchen waste, tea dregs, etc.)

Other burnable garbage

and non-recyclable paper (e.g., carbon paper)

※For paper diapers, dispose of filth in a toilet and place the diaper in a plastic bag. Put them out with burnable garbage.

※Please make sure to use up all of your disposable lighters before disposing of them (see back)

Plastic containers and packs

Weekly:

※Containers and packs with

※Separate the above wastes as burnable garbage if food is attached to the wastes.

※Large items that do not fit into the bag should be disposed of as bulky waste

※Dispose of plastic bottles as "Large garbage".

※To prevent scattering, be careful not to fly on days with strong winds.

Paper wastes

Weekly: and

Recyclable paper (notebooks, copy paper, postcards, etc.), paper cartons smaller than 500ml

※Dispose of food and odorous waste as "Burnable garbage".

April	May	June	July
th	th	th	th
th	th	th	th

August	September	October	November
th	th	th	th
th	th	th	th

December	January	February	March
th	th	th	th
th	th	th	th

●How to take out the trash

●Burnable garbage
↳Use the designated trash bag.
(See figure on the left)

●Plastic containers and packs
↳Use the designated trash bag.
(See figure on the left)

●Paper wastes
↳paper bag

●Place to take out the trash
Designated burnable waste station.

Large Garbage		April	May	June	July	August	September	October	November	December	January	February	March
Oversized ①	Empty bottles	(Twice a Month)	th	th	th	th	th	th	th	th	th	th	th
	Plastic bottles		th	th	th	th	th	th	th	th	th	th	
	Fluorescent tubes		th	th	th	th	th	th	th	th	th	th	
	Dry Batteries.etc		th	th	th	th	th	th	th	th	th	th	
Oversized ②	Bulky waste	(Twice a Month)	th	th	th	th	th	th	th	th	th	th	th
	Empty cans		th	th	th	th	th	th	th	th	th	th	
	Paper carton		th	th	th	th	th	th	th	th	th	th	
Oversized ③	Used paper	(Twice a Month)	th	th	th	th	th	th	th	th	th	th	th
			th	th	th	th	th	th	th	th	th	th	th

Empty Bottles
(The contents need to be washed and emptied.Remove the cap and cover.
Do not put it in a plastic bag when throwing it away.)

※Glass bottles that contained materials other than drink or food, are made of heat resistant glass (glass pots and covers) and glass cosmetics bottles must be categorized as bulky waste for disposal.

Plastic bottles
(Wash, remove covers and labels, crush.)

※Take off covers and labels, and throw them out as plastic container and packs.

Fluorescent tubes
(Do not break fluorescent tubes when disposing of them.)

Fluorescent tubes,incandescent lightbulbs, LED bulbs, and similar items

※Dispose of these items without putting them in boxes.

※If any of these items are broken, put them in transparent bags.

Batteries and similar items
(Put these items in battery recycling bins without breaking them.)

Batteries, Lithium primary batteries, clinical mercury thermometers, mercury thermometers,mercury manometers, and similar items

※Please insulate coin cell lithium batteries (with modelnumbers CR or BR) with cellophane tape, etc.before discarding.

※However, small rechargeable batteries / button cell batteries are to be disposed of at stores.

※If any of these items are broken, put them in transparent bags

※Mercury-free thermometers should be disposed of as large-sized garbage.

Bulky waste

●Metals: Small appliances, lightweight metal items, umbrellas, etc.
●Burnables: Wooden items (things disassembled into small pieces), clothing/fabrics
●Landfill waste: Ceramics, window panes, cups, fluorescent lights, light bulbs, medicine bottles/ cosmetics bottles

※Please group together same types as much as possible when disposing articles.

Empty cans
(Contents must be emptied. Remove the caps and covers.)
(Do not put them in plastic bags when throwing them away.)

Empty cans less than 20 liters in size

※Spray cans and gas cylinders for home cooking can cause explosions and/or fire.Make sure you use up the contents and punch a hole in each can before throwing them away.(Refer to back side for details)

Paper cartons
(washed, open and dried)
Paper packages of 500ml or bigger

※Throw paper package of less than 500ml in size as a "mixed paper".

※When the inside of a package is brown or laminated with aluminum foil, treat it as burnable garbage.

Used Paper
(Newspaper, cardboard and magazines should each be securely tied up in bundles with string.)

※Please dispose of items with metal fittings, such as albums, as combustible waste.

●Items the city does not collect (These cannot be put out at garbage collection spot.)

Designated Home Electric Appliances

TVs, refrigerators and freezers (including wine fridges, coolers and chillers), washing machines and clothes dryers, air conditioners (including outdoor units) cannot be disposed of at the bulky waste station or brought to Clean center. Please have them picked up by your nearest retail store.
(See the back as well.)

Personal computers for home use

Ask the manufacturer to retrieve your home computer and display.
(See the back as well.)

Hazardous waste that cannot be discharged

These items should be returned to the shop or store where the item was purchased.
Gas bottles, scuba bottles, fire extinguishers, tires, batteries, residual paint, petroleum,poisons,water server, and motorbikes, syringes, etc.

Excessive amount of garbage

Carry garbage from moving, heavy items weighing 50kg or over, a large quantity of wooden pieces, and pruning branches direct to disposal facilities (Refer to the back side.) or use a fare-paying service of a collection contractor authorized by the city for the disposal of the garbage. You cannot put them out at the garbage collection spot.(Paid)

Waste from stores and offices

According to the law, it is the responsibility of each industry to dispose of their own industrial garbage.

1 Try to recycle/return items back to resources.

2 Dispose of the item by yourself.

3 Ask city approved garbage collection dealers to dispose of the item. (for a fee)

2025 Archive Version

【Resources When Classified, Garbage When Mixed】

※See the back as well.

FY2025 (April 2025 through March 2026) Clean Calendar for General Households Use

Do not put a non-household garbage into the local community garbage pit.

For inquiries about the waste collecting service, please contact the Beautification Center. ☎325-2133

https://www.city.himeji.lg.jp/ Recycle Section

(Please make inquiries to our office, listed below)

Please put out your waste at the correct location according to the rules.




Please sort your waste.



Himeji City Free Official LINE account

Add us as a friend to get easy access to information on waste collection days and disposal rules.



Easy-to-understand garbage separation enlightenment video access to 必分別 (hitsuwake)

Resources When Classified! Garbage When Mixed! Only if you separate wastes adequately.



2025 April

Sunday	Monday	Tuesday	Wednesday	Thursday	Friday	Saturday
		1	2	3	4	5
6	7	8	9	10	11	12
13	14	15	16	17	18	19
20	21	22	23	24	25	26
27	28	29	30			

2025 May

Sunday	Monday	Tuesday	Wednesday	Thursday	Friday	Saturday
				1	2	3
4	5	6	7	8	9	10
11	12	13	14	15	16	17
18	19	20	21	22	23	24
25	26	27	28	29	30	31

2025 June

Sunday	Monday	Tuesday	Wednesday	Thursday	Friday	Saturday
1	2	3	4	5	6	7
8	9	10	11	12	13	14
15	16	17	18	19	20	21
22	23	24	25	26	27	28
29	30					

2025 July

Sunday	Monday	Tuesday	Wednesday	Thursday	Friday	Saturday
		1	2	3	4	5
6	7	8	9	10	11	12
13	14	15	16	17	18	19
20	21	22	23	24	25	26
27	28	29	30	31		

2025 August

Sunday	Monday	Tuesday	Wednesday	Thursday	Friday	Saturday
					1	2
3	4	5	6	7	8	9
10	11	12	13	14	15	16
17	18	19	20	21	22	23
24	25	26	27	28	29	30

2025 September

Sunday	Monday	Tuesday	Wednesday	Thursday	Friday	Saturday
	1	2	3	4	5	6
7	8	9	10	11	12	13
14	15	16	17	18	19	20
21	22	23	24	25	26	27
28	29	30				

2025 October

Sunday	Monday	Tuesday	Wednesday	Thursday	Friday	Saturday
			1	2	3	4
5	6	7	8	9	10	11
12	13	14	15	16	17	18
19	20	21	22	23	24	25
26	27	28	29	30	31	

2025 November

Sunday	Monday	Tuesday	Wednesday	Thursday	Friday	Saturday
						1
2	3	4	5	6	7	8
9	10	11	12	13	14	15
16	17	18	19	20	21	22
23	24	25	26	27	28	29

2025 December

Sunday	Monday	Tuesday	Wednesday	Thursday	Friday	Saturday
	1	2	3	4	5	6
7	8	9	10	11	12	13
14	15	16	17	18	19	20
21	22	23	24	25	26	27
28	29	30	31			

2026 January

Sunday	Monday	Tuesday	Wednesday	Thursday	Friday	Saturday
				1	2	3
4	5	6	7	8	9	10
11	12	13	14	15	16	17
18	19	20	21	22	23	24
25	26	27	28	29	30	31

2026 February

Sunday	Monday	Tuesday	Wednesday	Thursday	Friday	Saturday
1	2	3	4	5	6	7
8	9	10	11	12	13	14
15	16	17	18	19	20	21
22	23	24	25	26	27	28

2026 March

Sunday	Monday	Tuesday	Wednesday	Thursday	Friday	Saturday
1	2	3	4	5	6	7
8	9	10	11	12	13	14
15	16	17	18	19	20	21
22	23	24	25	26	27	28
29	30	31				

Legend

- Burnable garbage
- Plastic containers and packs
- Paper wastes
- Oversized ① (Empty bottles, plastic bottles, fluorescent tubes and dry batteries, etc)
- Oversized ② (Bulky waste, empty cans, and paper cartons)
- Oversized ③ (Used paper)

Inquiries List

- Garbage
- Recycle Section
- Disposal of dogs and cats that have died on the street
- Industrial waste
- Disposal of illegally parked bicycles and other carts
- Garbage collection
- Ieshima Office (in charge of Everyday Living/Welfare)
- Ieshima Beautification Center
- Ieshima Office (in charge of General Affairs/Civil Engineer)
- Sewage
- Ieshima Sanitary Center

Items Brought Directly to Beautification Center

- If you bring your garbage directly to the Ieshima Beautification Center (including the Nagai Repository) Paid (fees vary depending on the vehicle)
 - Purchase disposal tickets at the Ieshima Office or Boze Service Center.
 - If bringing burnable waste and plastic containers/packs, please put them in city-designated bags.
- For more information, call:
 - Ieshima Office (in charge of Life and Welfare): ☎325-1002
 - Ieshima Beautification Center: ☎325-2133

Project for Detached Island Support According to Automobile Recycling Law

The project covers 80% of the marine transportation cost of scrapped automobiles from the Ieshima area to the mainland. Bring the following documents and your seal to the Ieshima Office or Boze Service Center for application.

- Take-over certificate (Recycling ticket B)
- Documents proving marine transportation expense

Contact: Ieshima Office (in charge of Life and Welfare) ☎ 325-1002

How to dispose used personal computer

PC Recycle Mark

- Desktop Computer (main body)
- Notebook PC
- CRT display integrated PC
- LCD display integrated PC

Collection by manufacturer (apply to each maker.)

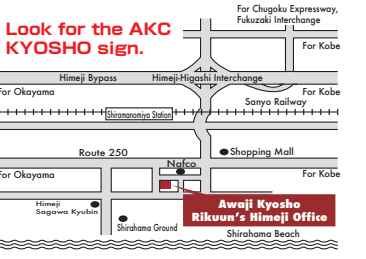
- Products with PC-recycle mark are not charged for collection and recycling.
- Attached accessories like mouse, keyboard and speaker, etc. Can be packed together.
- If you cannot access the manufacturer, call 03-5282-7685 (an incorporated association pasokon 3R suishin kyokai).

How to Dispose of Designated Home Electric Appliances

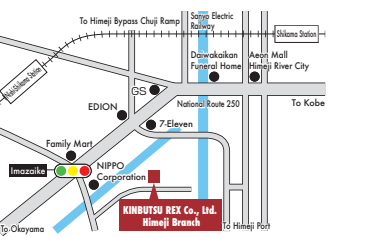
Televisions, refrigerators and freezers (wine coolers, mini refrigerators, and cold and warm storage units included), washing machines and clothes dryers, air conditioners (outdoor units included) cannot be disposed of at collection points for bulky garbage and cannot be dropped off at the Ieshima Beautification Center. Visit a nearby retail store and pay a recycling fee and a collection fee to have them collect your garbage. To dispose of your garbage yourself, buy a Home Appliance Recycle Ticket at a post office, and contact one of the following designated collection points by phone before dropping your garbage off.

For more information, contact the Home Appliance Recycle Ticket Center at ☎0120-319640

Awaji Kyosho Rikun's Himeji Office
Address: 2-27 Shirahama-cho Usazaki-minami, Himeji City
☎ 079-246-3630



KINBUTSU REX Co., Ltd. Himeji Branch
Address: 1083-1 Kamae, Shikamaku, Himeji City
☎ 079-234-8037



Concerning disposal of spray cans and disposable lighters

There are frequent outbreaks of fire in waste collection trucks. Waste processing facility thought to be caused by spray cans and disposable lighters.

Spray cans

Always use up the contents and punch a hole outdoors in a well ventilated place. Dispose in the "Empty Cans" section.

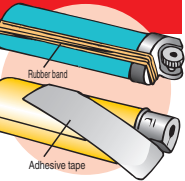


Disposable lighter

Always use up the contents and dispose as

"Burnable Garbage".

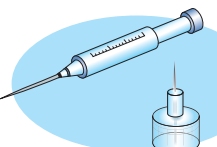
You can remove gas from lighters by using a rubber band or adhesive tape.



Never dispose of syringes (syringe needles) or other similar items!

Be sure to consult a medical institution or pharmacy regarding the disposal of syringes (needles).

Injection needles, pen-type syringes, and needles for measuring blood sugar levels may be mixed in sorted garbage such as "plastic containers and packs," "plastic bottles," and "empty bottles." Sorted waste is manually removed by sorting workers to remove foreign matter, and sharp objects such as needles may cause worker injuries or infectious diseases. Please do not dispose of it as separate garbage.



Contact medical institutions or pharmacies.

Recycling of small electrical appliances

There are collection boxes for small electrical appliances at every facility, as these appliances contain precious resources that can be recycled.

Collected Items
Items that fit into the collection box (50cm x 15cm)
Cell phones, PCs, Smartphones, Tablets, etc.

Collection Locations
Drop your items off during the business hours of the facility.
1st-floor lobby of Himeji City Hall, Branch offices, Regional offices, City Office in front of Himeji Station, Local offices, Service Centers, Ichikawa Waste Processing Facility, Jonai Library, Shikama Library Annex

Cautions
Be sure to delete any personal information.
Only household waste is accepted.
Once compact appliances are put into a collection box, they cannot be returned.
Remove all the batteries, rechargeable batteries, or other similar items that can be removed.
Certain electrical appliances cannot be thrown away.

For more information, contact the Recycle Section at ☎221-2406

姫路市 小型家電

