

FY2025 (April 2025 through March 2026) Clean Calendar for General Households Use

Do not put a non-household garbage into the local community garbage pit.

For inquiries about the waste collecting service,
please contact the Recycle Section. ☎221-2404

<https://www.city.himeji.lg.jp/>

Recycle Section





To ensure smooth garbage collection, please cooperate by **strictly adhering to garbage disposal times**.



Please keep the garbage station clean by following proper etiquette regarding the place and time of garbage disposal.

Times for putting out burnable garbage, plastic containers and packaging, and mixed paper


before 8 am on the collection day (As for night collection area, **before 10 pm**)

●Items the city collects (Domestic garbage) ※Please note that there will be no collection from January 1st to 3rd.

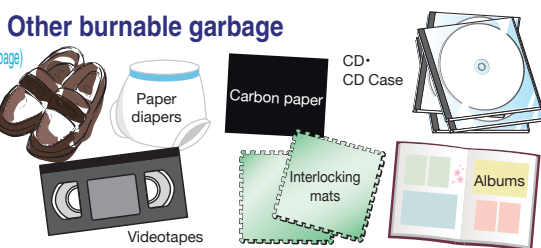
Burnable Garbage

Weekly:  and 

Kitchen garbage
(Please drain as much water as possible from kitchen garbage)
(Kitchen waste, tea dregs, etc.)



Other burnable garbage




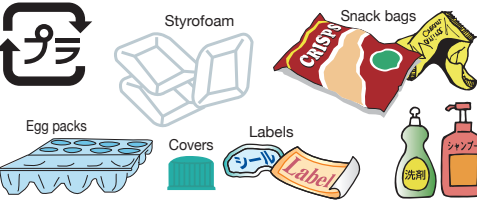
and non-recyclable paper (e.g., carbon paper)


※For paper diapers, dispose of filth in a toilet and place the diaper in a plastic bag. Put them out with burnable garbage.

※Please make sure to use up all of your disposable lighters before disposing of them (see back)

Plastic containers and packs

Weekly: 



※Containers and packs with 



※Separate the above wastes as burnable garbage if food is attached to the wastes.

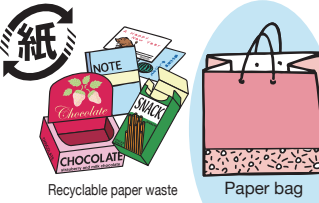
※Large items that do not fit into the bag should be disposed of as bulky waste

※Dispose of plastic bottles as "Large garbage".

※To prevent scattering, be careful not to fly on days with strong winds.

Paper wastes

























Weekly:  and 



Recyclable paper (notebooks, copy paper, postcards, etc.), paper cartons smaller than 500ml

※Dispose of food and odorous waste as "Burnable garbage".

Collection Schedule

April	May	June	July
th 	th 	th 	th 
th 	th 	th 	th 
August	September	October	November
th 	th 	th 	th 
th 	th 	th 	th 
December	January	February	March
th 	th 	th 	th 
th 	th 	th 	th 

Caution

●Time to take out the trash **before 8 am** on the collection day (As for night collection area, **before 10 pm**)

























●How to take out the trash

- Burnable garbage
↳Use the designated trash bag. (See figure on the left)
- Plastic containers and packs
↳Use the designated trash bag. (See figure on the left)
- Paper wastes
↳Paper bag


●Place to take out the trash
Designated burnable waste station.

Large Garbage (Twice a Month)

(Length of 2m or less, weight of less than 50 kg)

April	May	June	July	August	September	October	November	December	January	February	March
th 	th 	th 	th 	th 	th 	th 	th 	th 	th 	th 	th 
th 	th 	th 	th 	th 	th 	th 	th 	th 	th 	th 	th 

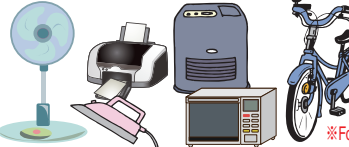
Wood items (Break and bundle as much as possible)



Wood items (desks, chairs, beds, drawers, etc.), wood pieces, fusuma doors, items composed mainly of wood.

※Please cut bamboo, bamboo grass, and reed blinds to a length 80 cm or less.


Metal item (Please remove batteries (Including rechargeable battery) where possible.)



Mattresses (with springs), wire mesh, vacuum cleaners, sewing machines, stoves (without oil and batteries), video decks, CD players, composite products mainly made of metal

※For edged tools, please wrap newspaper around the blade, etc. Before discarding.


Plastic item (Please remove batteries (Including rechargeable battery) where possible.)



Hoses, helmets, lighting fixtures, clocks, styrofoam (pieces that do not fit inside designated bags), polyethylene tanks (emptied of contents), composite products made mainly of plastics

※If the garbage comprised only of plastics and can fit in a designated garbage bag, place in a burnable garbage.


China and porcelain (ceramics)/glasses other than empty bottles used to contain beverages and foods (in a sturdy bag)



Mirrors, flowerpots, sand for pets, teacups, horticulture earth and sand, heat-resistant glass, sheet glass, Clothes drying platforms, cosmetic bottles, glass tumblers.

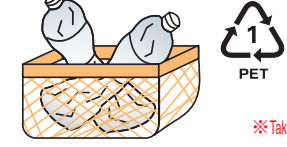
※Contact Recycle Section for household articles containing asbestos. (☎221-2404)

Empty bottles (The contents need to be washed and emptied. Remove the cap and cover.) Do not put it in a plastic bag when throwing it away.



※Glass bottles that contained materials other than drink or food, are made of heat resistant glass (glass pots and covers) and glass cosmetics bottles must be categorized as ceramics for garbage disposal.

Plastic bottles (Wash, remove covers and labels, crush.)




"Identification Display Mark" "Material Indication Mark"

Recycled into PET bottles.

※Take off covers and labels, and throw them out as plastic container and packs.

Paper cartons (washed, open and dried)

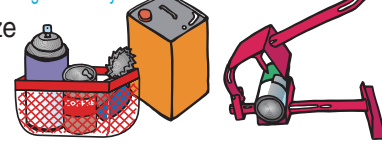


Paper packages of 500ml or bigger

※Throw paper package of less than 500ml in size as a "paper wastes".

※When the inside of a package is brown or laminated with aluminum foil, treat it as burnable garbage.


Empty cans (Contents must be emptied. Remove the caps and covers.) Do not put them in plastic bags when throwing them away



Empty cans less than 20 liters in size

※Spray cans and gas cylinders for home cooking can cause explosions and/or fire. Make sure you use up the contents and punch a hole in each can before throwing them away.(See the back as well.)


Bedding / rugs (Tie the top tightly with strong string)



Carpet, Mattresses (without springs), blanket, curtain, electriccarpet, cloths/clothing.

※Dispose clothes in a bag that allows the contents to be seen. They are reused and recycled, so please dispose of items with your name on them or items that are dirty as burnable garbage.

Fluorescent tubes (Put these items in bins for fluorescent tubes without breaking them.)

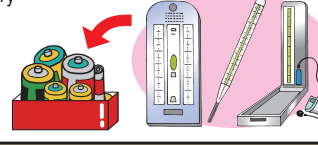


Fluorescent tubes, incandescent lightbulbs, LED bulbs, and similar items

※Dispose of these items without putting them in boxes.

※If any of these items are broken, put them in transparent bags.

Batteries and similar items (Put these items in battery recycling bins without breaking them.)



Batteries, Lithium primary batteries, clinical mercury thermometers, mercury thermometers, mercury manometers, and similar items


※Please insulate coin cell lithium batteries (with model numbers CR or BR) with cellophane tape, etc. before discarding.

※However, small rechargeable batteries / button cell batteries are to be disposed of at stores.

※If any of these items are broken, put them in transparent bags.

※Mercury-free thermometers should be disposed of as ceramics and glass material.

Used paper (Newspaper, cardboard and magazines should each be securely tied up in bundles with string)



Newspaper(including advertising leaflets) Corrugated cardboard Magazines

※Please dispose of items with metal fittings, such as albums, as combustible waste.

●Items the city does not collect (These cannot be put out at garbage collection spot.)

Designated Home Electric Appliances

TVs, refrigerators and freezers (including wine fridges, coolers and chillers), washing machines and clothes dryers, air conditioners (including outdoor units) cannot be disposed of at the bulky waste station or brought to Eco Park Aboshi. Please have them picked up by your nearest retail store. (See the back as well.)



Personal computers for home use

Ask the manufacturer or a delivery service to collect the home computer and display. (See the back as well.)



Hazardous waste that cannot be discharged

These items should be returned to the shop or store where the item was purchased.



Excessive amount of garbage

Massive amounts of waste that are the result of moving, objects 50kg or heavier, and large amounts of wood waste or pruned tree branches cannot be taken to regular garbage disposal sites. Even if each piece weighs 50kg or less, please ensure that the total amount discharged at one time does not exceed 50kg.

1 For information on how to bring in the garbage to Eco Park Aboshi refer to the back side and contact us in advance. (TEL: 272-5540・5551)

2 Or, request a collection business designated by the city to collect these items. (Charged service)

List of collection companies approved by the city



Waste from stores and offices

According to the law, it is the responsibility of each industry to dispose of their own industrial garbage.

1 Try to recycle/return items back to resources.

2 Dispose of the item by yourself.

3 Ask city approved garbage collection dealers to dispose of the item. (for a fee)

FY2025 (April 2025 through March 2026) Clean Calendar for General Households Use

Do not put a non-household garbage into the local community garbage pit.

For inquiries about the waste collecting service, please contact the Recycle Section. ☎221-2404

https://www.city.himeji.lg.jp/ Recycle Section

(Please make inquiries to our office, listed below)

To ensure smooth garbage collection, please cooperate by strictly adhering to garbage disposal times. Please manage garbage nets properly so as not to obstruct traffic. Times for putting out burnable garbage, plastic containers and packaging, and mixed paper before 8 am on the collection day (As for night collection area, before 10 pm)

Himeji City Free Official LINE account Add us as a friend to get easy access to information on waste collection days and disposal rules. Easy-to-understand garbage separation enlightenment video access to 必分 (hitsuwake) Resources When Classified! Garbage When Mixed! Only if you separate wastes adequately.

2025 April 2025 May 2025 June 2025 July 2025 August 2025 September 2025 October 2025 November 2025 December 2026 January 2026 February 2026 March

Legend Burnable garbage Plastic containers and packs Paper wastes Large Garbage Inquiries List ● Garbage (separation/collection) ... Recycle Section ☎221-2404 ● Bringing in burnable garbage and oversized garbage ... Eco Park Aboshi ☎272-5540・5551 ● About bringing garbage in bags only (burnable garbage) ... Ichikawa Beautification Center ☎282-5389 ● Industrial waste ... Industrial Waste Control Division ☎221-2405 ● New application for human waste collection ticket ... Sanitation Section(human waste) ☎221-2403 ● Request for human waste collection ... Chubu Sanitation Center ☎235-7518 ● Town cleaning of dead dogs and cats on the street ... Sanitation Section ☎221-2500 (in charge of town Sanitation)

How to Dispose of Designated Home Electric Appliances Televisions, refrigerators and freezers (wine coolers, mini refrigerators, and cold and warm storage units included), washing machines and clothes dryers, air conditioners (outdoor units included) cannot be disposed of at collection points for bulky garbage and cannot be dropped off at the Beautification Center. Visit a nearby retail store and pay a recycling fee and a collection fee to have them collect your garbage. To dispose of your garbage yourself, buy a Home Appliance Recycle Ticket at a post office, and contact one of the following designated collection points by phone before dropping your garbage off. For more information, contact the Home Appliance Recycle Ticket Center at ☎0120-319640. Awaji Kyosho Rikuun's Himeji Office Address: 2-27 Shirahama-cho Usazaki-minami, Himeji City ☎ 079-246-3630 KINBUTSU REX Co., Ltd. Himeji Branch Address: 1083-1 Kamae, Shikamaku, Himeji City ☎ 079-234-8037

Case garbage is brought in by yourself Eco Park Aboshi Address: 4-1 Aboshihama, Aboshi-ku, Himeji City ☎079-272-5540・5551 ●Days and Times You Can Bring Garbage in Monday through Saturday(Including holidays) (Excluding December 31, January 1, 2, and 3) 8:00 ~ 17:00 (It gets very crowded at the end of the year.) ●Fee Paid (Pay after weighing) ●Types of Garbage Allowed Combustible waste Bulk garbage (when moving, etc.), heavy goods over 50 kg, large quantity of sawdust/pruned branches (2 m in length or less/20 cm in thickness or less), etc. ※ Bamboo sticks or similar items (cut them to pieces that are not longer than 80 cm before bringing them in). ※Bring the items personally upon advance notice. Bring in upon first separating. (If you do not separate your trash, you may be asked to take it home.) Ichikawa Beautification Center Address: 1451-3 Togo-cho, Himeji City ☎079-282-5389 ●Days and Times You Can Bring Garbage in Monday through Saturday(Including holidays) (Excluding January 1, 2, and 3) 8:00 ~ 15:30 ●Fee Paid (Pay after weighing) ●Type of Garbage You Can Bring in Bagged flammable garbage only ※Do not bring in bulky trash. Use designated bags to dispose of pruned branches.

How to dispose used personal computer ●Collection by manufacturer (apply to each maker.) ※Products with PC-recycle mark are not charged for collection and recycling. ※Attached accessories like mouse, keyboard and speaker, etc. Can be packed together. ※If you cannot access the manufacturer, call 03-5282-7685 (an incorporated association pasokon 3R suishin kyokai) . ●Collected by delivery service (Please apply to the cooperating company, Renet Japan Recycle Co., Ltd.☎0570-085-800) ※Access through internet (https://www.renet.jp), delivery agent will visit you to retrieve your computer. ※One box containing a computer, total sizes 140cm, within 20 kg, is free of charge and peripheral devices (e.g. printers, mouse, and scanners, etc.) Can be packed together. ※There is a private-data-deleting service.(For a charge) For more information, access to the homepage of Renet Japan Recycle Co., Ltd.

Concerning disposal of spray cans and disposable lighters There are frequent outbreaks of fire in waste collection trucks Waste processing facility thought to be caused by spray cans and disposable lighters. Spray cans Always use up the contents and punch a hole outdoors in a well ventilated place. Dispose in the "Empty Cans" section. Disposable lighter Always use up the contents and dispose as "Burnable Garbage". ※ You can remove gas from lighters by using a rubber band or adhesive tape. Never dispose of syringes (syringe needles) or other similar items! Be sure to consult a medical institution or pharmacy regarding the disposal of syringes (needles). ※Injection needles, pen-type syringes, and needles for measuring blood sugar levels may be mixed in sorted garbage such as "plastic containers and packs," "plastic bottles," and "empty bottles." Sorted waste is manually removed by sorting workers to remove foreign matter, and sharp objects such as needles may cause worker injuries or infectious diseases. Please do not dispose of it as separate garbage. Recycling of small electrical appliances There are collection boxes for small electrical appliances at every facility, as these appliances contain precious resources that can be recycled. [Collected Items] Items that fit into the collection box (50cm x 15cm) Cell phones, PCs, Smartphones, Tablets, etc. [Collection Locations] Drop your items off during the business hours of the facility. 1st-floor lobby of Himeji City Hall, Branch offices, Regional offices, City Office in front of Himeji Station, Local offices, Service Centers, Ichikawa Waste Processing Facility, Jonai Library, Shikama Library Annex ◆ Cautions ◆ ① Be sure to delete any personal information. ② Only household waste is accepted. ③ Once compact appliances are put into a collection box, they cannot be returned. ④ Remove all the batteries, rechargeable batteries, or other similar items that can be removed. ⑤ Certain electrical appliances cannot be thrown away. For more information, contact the Recycle Section at (☎221-2406) 姫路市 小型家電